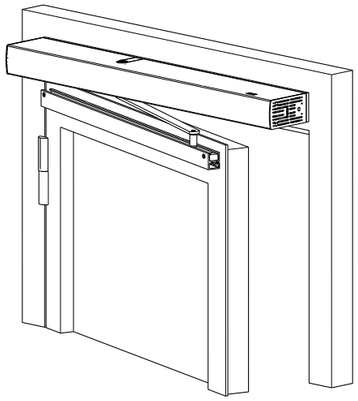

Slimdrive EMD und Varianten

Slimdrive EMD and versions

DE Sensorrollenschiene/ Rollenschiene mit schraubbarem Rollenbolzen

EN Sensor guide rail/ Guide rail with screwable roller stud

DE Montageanleitung

EN Mounting instructions

195329-00

GEZE

www.geze.de

5 mm

3 mm

Öffnungsbegrenzer/ Opening restrictor

Rollenbolzen/ Roller bolt

Rollenschienentypen / Guide rail types

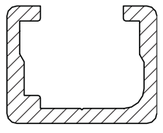

Standard-Rollenschiene
Standard guide rail

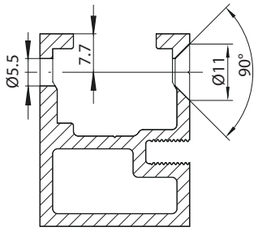

Sensorrollenschiene
Sensor guide rail

Montage / Mounting

Standard-Rollenschiene montieren / Mounting the standard guide rail

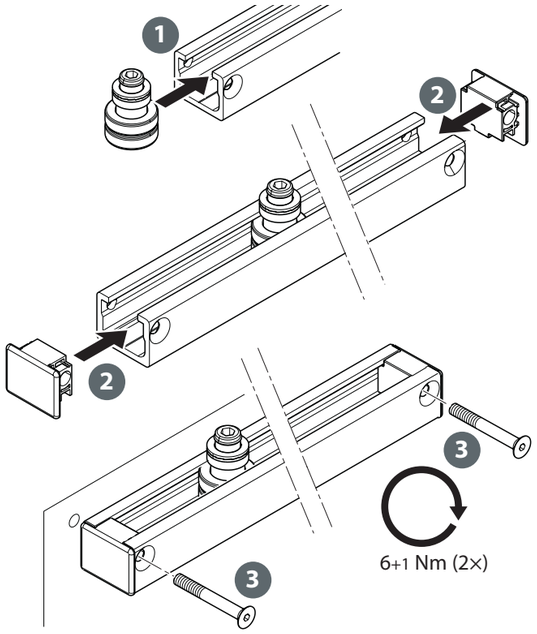

Sensorrollenschiene montieren / Mounting the sensor guide rail

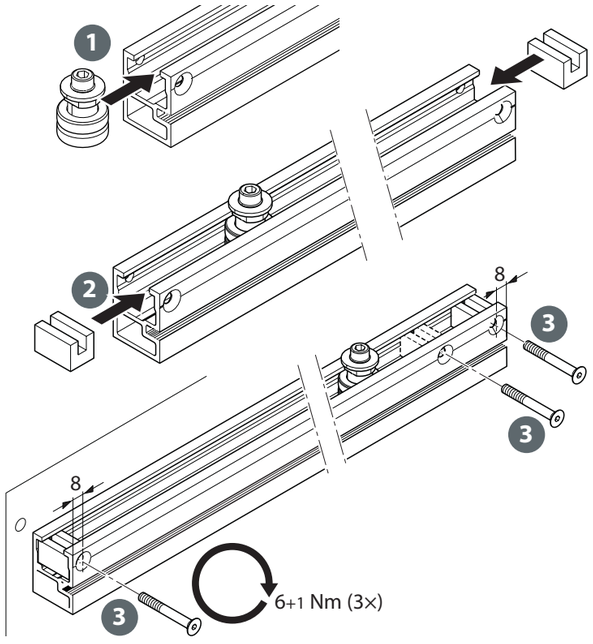

Rollenbolzen an Rollenhebel montieren / Fit the roller studs to the roller lever

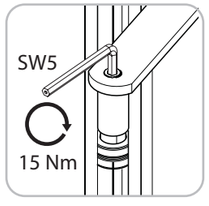

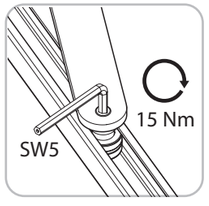

Kopfmontage Bandseite / Transom installation hinge side

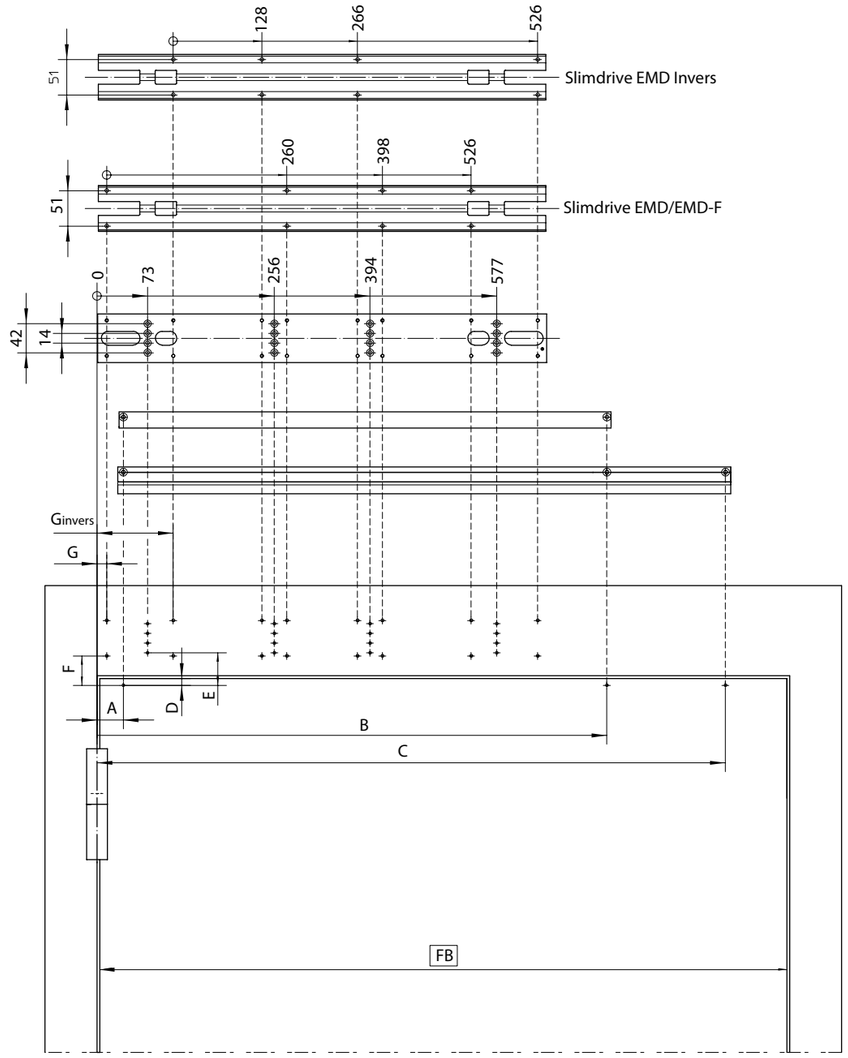

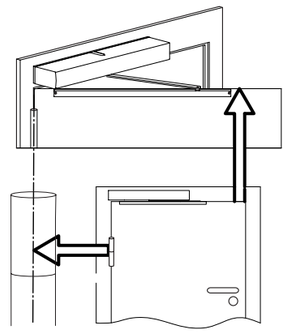

1 Kurzer Rollenbolzen / short roller bolt
2 Langer Rollenzolzen / long roller bolt
3 Standard-Rollenschiene / standard guide rail
4 Sensorrollenschiene / sensor guide rail
5 Befestigung an Montageplatte / mounting with mounting plate
6 Befestigung an Grundplatte / mounting with base plate

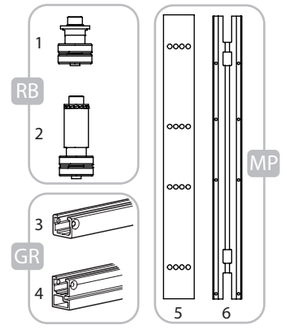

Slimdrive EMD/EMD-F											
	RB	GR	MP	A	B	C	D	E	F	G	G_{invers}
V1	1	3	5	89	787	–	10	47	–	–	–
V2	1	3	6	89	787	–	10	–	42	14	–
V3	2	3	5	89	787	–	10 - 33	70	–	–	–
V4	2	3	6	89	787	–	10 - 33	–	65	14	–
V5	1	4	5	38	787 (FB > 1000)	FB - 38	10	47	–	–	–
V6	1	4	6	38	787 (FB > 1000)	FB - 38	10	–	42	14	–
V7	2	4	5	38	787 (FB > 1000)	FB - 38	10 - 33	70	–	–	–
V8	2	4	6	38	787 (FB > 1000)	FB - 38	10 - 33	–	65	14	–
Slimdrive EMD Invers											
V9	1	3	5	75	823	–	10	47	–	–	–
V10	1	3	6	75	823	–	10	–	42	–	110
V11	2	3	5	75	823	–	10 - 33	70	–	–	–
V12	2	3	6	75	823	–	10 - 33	–	65	–	110
V13	1	4	5	38	823 (FB > 1000)	FB - 38	10	47	–	–	–
V14	1	4	6	38	823 (FB > 1000)	FB - 38	10	–	42	–	110
V15	2	4	5	38	823 (FB > 1000)	FB - 38	10 - 33	70	–	–	–
V16	2	4	6	38	823 (FB > 1000)	FB - 38	10 - 33	–	65	–	110

V1 + V9

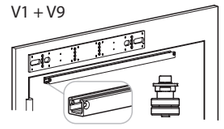

V5 + V13

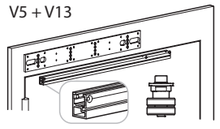

V2 + V10

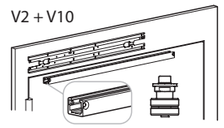

V6 + V14

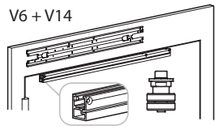

V3 + V11

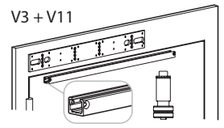

V7 + V15

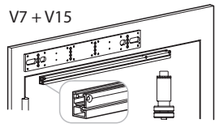

V4 + V12

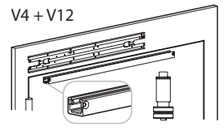

V8 + V16

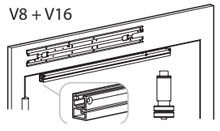

Kopfmontage-Bandgegenseite / Transom installation opposite hinge side

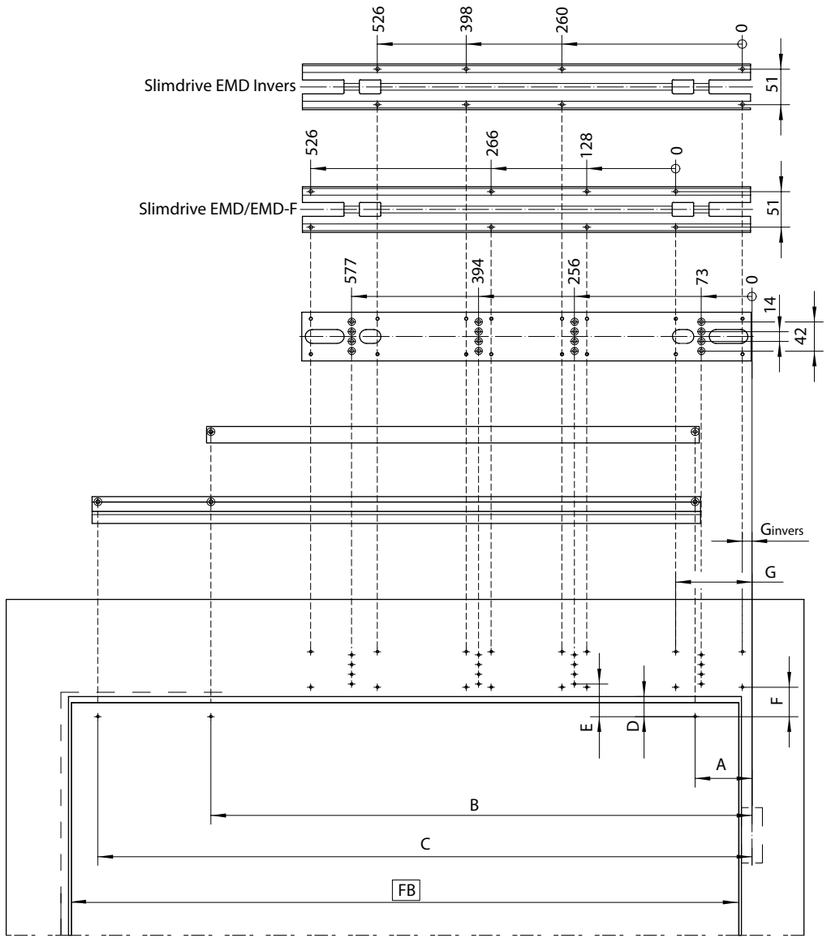

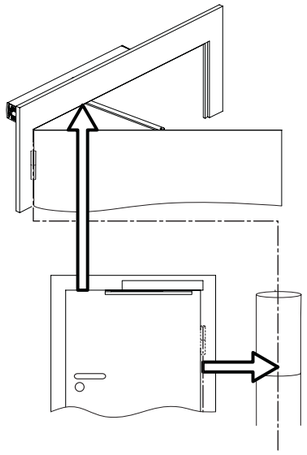

1 Kurzer Rollenbolzen / short roller bolt
2 Langer Rollenzolzen / long roller bolt
3 Standard-Rollenschiene / standard guide rail
4 Sensorrollenschiene / sensor guide rail
5 Befestigung an Montageplatte / mounting with mounting plate
6 Befestigung an Grundplatte / mounting with base plate

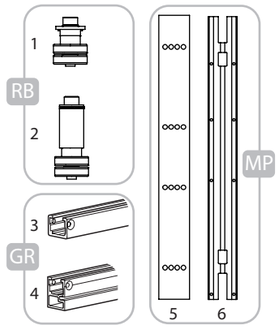

Slimdrive EMD/EMD-F											
	RB	GR	MP	A	B	C	D	E	F	G	G_{invers}
V1	1	3	5	82	780	–	29	47	–	–	–
V2	1	3	6	82	780	–	29	–	42	110	–
V3	2	3	5	82	780	–	52	70	–	–	–
V4	2	3	6	82	780	–	52	–	65	110	–
V5	1	4	5	38	780 (FB > 1000)	FB - 38	29	47	–	–	–
V6	1	4	6	38	780 (FB > 1000)	FB - 38	29	–	42	110	–
V7	2	4	5	38	780 (FB > 1000)	FB - 38	52	70	–	–	–
V8	2	4	6	38	780 (FB > 1000)	FB - 38	52	–	65	110	–
Slimdrive EMD Invers											
V9	1	3	5	75	823	–	29	47	–	–	–
V10	1	3	6	75	823	–	29	–	42	–	14
V11	2	3	5	75	823	–	52	70	–	–	–
V12	2	3	6	75	823	–	52	–	65	–	14
V13	1	4	5	38	823 (FB > 1000)	FB - 38	29	47	–	–	–
V14	1	4	6	38	823 (FB > 1000)	FB - 38	29	–	42	–	14
V15	2	4	5	38	823 (FB > 1000)	FB - 38	52	70	–	–	–
V16	2	4	6	38	823 (FB > 1000)	FB - 38	52	–	65	–	14

V1 + V9

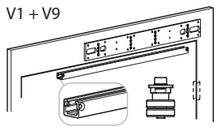

V5 + V13

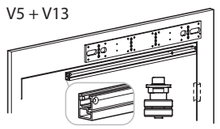

V2 + V10

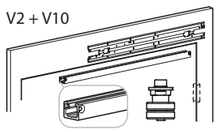

V6 + V14

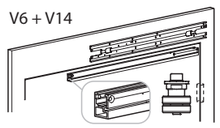

V3 + V11

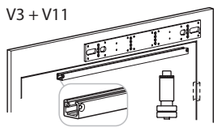

V7 + V15

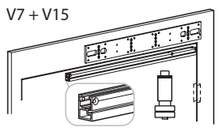

V4 + V12

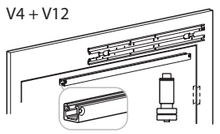

V8 + V16

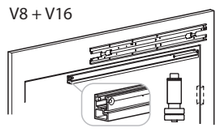

Türblattmontage-Bandseite / Door leaf installation hinge side

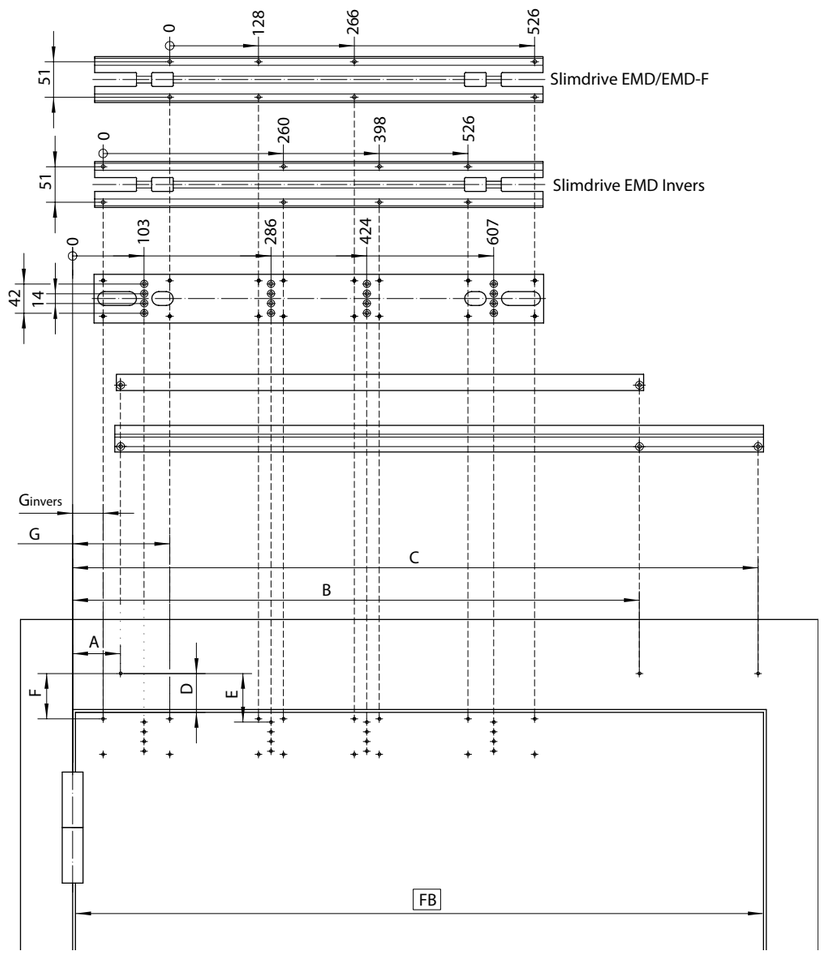

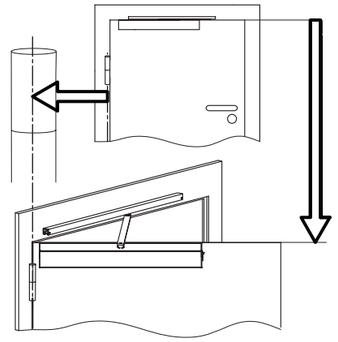

1 Kurzer Rollenbolzen / short roller bolt
2 Langer Rollenzolzen / long roller bolt
3 Standard-Rollenschiene / standard guide rail
4 Sensorrollenschiene / sensor guide rail
5 Befestigung an Montageplatte / mounting with mounting plate
6 Befestigung an Grundplatte / mounting with base plate

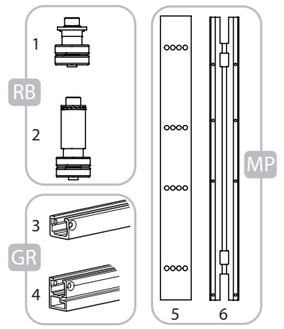

Slimdrive EMD/EMD-F											
	RB	GR	MP	A	B	C	D	E	F	G	G_{invers}
V1	1	3	5	82	780	–	33	47	–	–	–
V2	1	3	6	82	780	–	33	–	42	140	–
V3	2	3	5	82	780	–	56	70	–	–	–
V4	2	3	6	82	780	–	56	–	65	140	–
V5	1	4	5	38	780 (FB > 1000)	FB - 38	33	47	–	–	–
V6	1	4	6	38	780 (FB > 1000)	FB - 38	33	–	42	140	–
V7	2	4	5	38	780 (FB > 1000)	FB - 38	56	70	–	–	–
V8	2	4	6	38	780 (FB > 1000)	FB - 38	56	–	65	140	–
Slimdrive EMD Invers											
V9	1	3	5	75	823	–	33	47	–	–	–
V10	1	3	6	75	823	–	33	–	42	–	44
V11	2	3	5	75	823	–	56	70	–	–	–
V12	2	3	6	75	823	–	56	–	65	–	44
V13	1	4	5	38	823 (FB > 1000)	FB - 38	33	47	–	–	–
V14	1	4	6	38	823 (FB > 1000)	FB - 38	33	–	42	–	44
V15	2	4	5	38	823 (FB > 1000)	FB - 38	56	70	–	–	–
V16	2	4	6	38	823 (FB > 1000)	FB - 38	56	–	65	–	44

V1 + V9

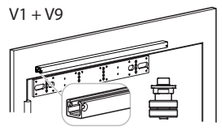

V5 + V13

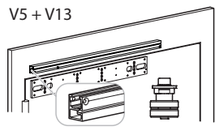

V2 + V10

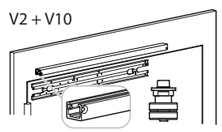

V6 + V14

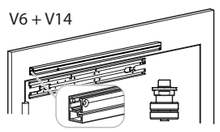

V3 + V11

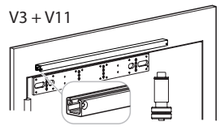

V7 + V15

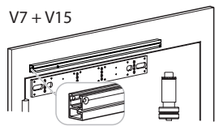

V4 + V12

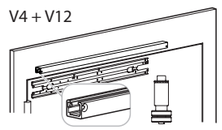

V8 + V16

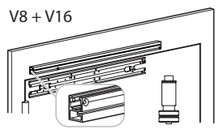

GEZE GmbH
Reinhold-Vöster-Straße 21–29
71229 Leonberg
Germany
Tel.: 0049 7152 203 0
Fax: 0049 7152 203 310
www.geze.com